



**FULTON  
COUNTY**  
LIBRARY  
SYSTEM

# **BOARD OF TRUSTEES**

MEETING  
INFORMATION PACKET

JULY 26, 2023



**FULTON  
COUNTY  
LIBRARY  
SYSTEM**

No Action Items voted on  
Due to a lack of an In-Person Quorum

## TABLE OF CONTENTS

<b>TOPIC</b>	<b>PAGE#</b>
BOARD OF TRUSTEES MEETING AGENDA	3
BOARD OF TRUSTEES MEETING MINUTES – JUNE 28, 2023	4
DIRECTOR’S REPORT	5-7
MONTHLY FINANCIAL REPORT – TOTAL LIBRARY	8
MONTHLY FINANCIAL REPORT – BY ORG TYPE	9-11
MONTHLY FINANCIAL GRAPHS	12-16
MONTHLY USAGE SUMMARY	17
MONTHLY SYSTEM CIRCULATION STAT	18-19
MONTHLY SYSTEM STATS AT-A-GLANCE	20
QUARTERLY SYSTEM STATS AT-A-GLANCE – 2 <sup>ND</sup> QUARTER	21
MONTHLY SYSTEM STATS GRAPHS	22-24



**THIS BOARD OF TRUSTEES MEETING AGENDA WAS NOT APPROVED  
DUE TO A LACK OF AN IN-PERSON QUORUM.**

**THIS JULY 26<sup>TH</sup> MEETING AGENDA WILL BE APPROVED AT THE AUGUST 23, 2023, BOARD MEETING.**

**FULTON COUNTY LIBRARY SYSTEM  
BOARD OF TRUSTEES MEETING  
JULY 26, 2023 - 4:00 P.M.**

**AGENDA**

- I. Call to Order
- II. Public Comments
- III. Adoption of Agenda\* Doc. #23-34
- IV. Approval of Minutes - June 28, 2023\* Doc. #23-35
- V. Chairman's Report
- VI. Work Orders Report - Paul Kaplan
- VII. Director's Reports Doc. #23-38
  - Introduction - Jovita Fenwick, Social Services Program Manager
  - Library Services and Trends
  - Monthly Financial Report Doc. #23-36
  - Monthly Usage Summary Doc. #23-37
  - Closure Report - 2<sup>nd</sup> Quarter
- VIII. Unfinished Business
  - A. Central Library - Update
  - B. AFPL Foundation M.O.U. - Update
- IX. New Business
  - A.
- XI. Adjournment

\*Action is anticipated on this item

**Doc. 23-34**



**FULTON COUNTY LIBRARY SYSTEM  
BOARD OF TRUSTEES MEETING MINUTES**

**THE JUNE 28, 2023, BOARD OF TRUSTEES MEETING MINUTES PRESENTED AT  
THE JULY 26, 2023, BOARD OF TRUSTEES MEETING  
WAS TABLED DUE TO OF A LACK OF AN IN-PERSON QUORUM.**

**THE JUNE 28, 2023, BOARD OF TRUSTEES MEETING MINUTES WILL BE  
APPROVED AT THE AUGUST 23, 2023, BOARD OF TRUSTEES MEETING.**

**Fulton County Library System (FCLS)**

**Gayle H. Holloman**  
**June 2023**

June saw the start of the 2023 Summer Reading Program and all libraires of the FCLS were in busier than ever mode! Chess classes, reptile presentations, and monthly observances were acknowledged. Some of the annual observances were Pride Month; Black Music Month; Juneteenth; and Father's Day.

**Highlighted Activities**

- The Central Library's June 1<sup>st</sup> Summer Reading Program kickoff featured children's book author, Eric Litwin, famous as the original writer of the *Pete the Cat* series. The audience included more than 200 attendees, as well as numerous schoolteachers who actively took part in the fun, musical and interactive presentation.
- The staff of the Auburn Avenue Research Library on African American Culture and History continued to work on all archival aspects of the \$2M Mellon Foundation Grant as well as planning and hosting programs in observance of 2023 as the 50<sup>th</sup> Anniversary of Hip-Hop.
- The Peachtree Library's Youth Services staff held 6 outreach events at the Arthur Blank YMCA on Luckie Street. All events focused on the Summer Reading Theme, "All Together Now."
- The Inflatable Zoo Magic show with Mr. Adam Komesar had the young patrons laughing at the Buckhead Library, from beginning to end. Audience participation was a must, and everyone wanted to be part of the show. One young patron was overheard telling her Mommy "He was very funny I couldn't stop laughing". There were 85 attendees at the program.
- The new Basic Sewing class for teens was a great program at the Cascade Library. The young ladies were intrigued to learn basic sewing techniques. The four-week session engaged the teenagers in the resources and materials developed by the Utah State University Extension 4-H Sewing Club. The young ladies learned the tools of sewing, such as sewing supplies, basting stitches, and creating pin cushions. They continued to identify the basic parts of the sewing machine and how to stitch on lines, curves, and pivot with the device. The final project was an accessory case to hold sunglasses or a cell phone.

- Staff at the Northside Library made a display based on the artist Mary Blair and her work with Disney, along with various Disney stories and the history of the theme parks. The display was very successful. Along with stories of Disney characters, the System has several biographical books on Mary Blair and those titles had to be replenished as well. Books on Disney history and theme park “Imagineering” also caught the attention of many adults. Staff was pleased to find it difficult to keep the display full. Along with posters, also included was a diorama of Disney toys from movies and theme park attractions. They were soon placed inside an acrylic cube to keep them in place, and not in eager small hands. The display tied in well with the Disney On Ice reading challenge and a sign for the event was also placed on the fixture.
- Of this month’s 69 programs presented at the Alpharetta Library, the June 1<sup>st</sup> kickoff of the Summer Reading Program (SRP) was, not surprisingly, the most successful: **1,041** patrons attended, and many people were compelled to register for the SRP. The staff planned and executed a series of all day events (held on the porch) that were very well received. From *World Beats and Bubbles-Bubble Making Fun* to a showing of *A Wonderful Day in the Neighborhood*, starring Tom Hanks, there was something for everyone. Some of the other notable kickoff programs/activities included:
  1. *Face Painting and Balloon Making* (with over 500 children participating, and it may become an annual tradition)
  2. *Friendship Bracelet Making*
  3. *Hula Hoop Dance Party!*

Other well received Children’s SRP programs included:

1. *Canvas Painting: Make It and Take It*
  2. *African Safari with Lance Johnson*
  3. *Fire Safety for Kids*
  4. *Parent and Me Cooking Class: Plant Based Edition*
  5. *Mr. Damon’s Shadow Puppet Theater*
- Milton Library staff held its 5<sup>th</sup> annual College Fair with representatives from the Greater Atlanta Regional Network (GARN) of College Admissions officers. They held a series of programs and events on a single day that included College Financial Aid with the Georgia Student Finance Commission and a seminar of College Admissions and testing with local College Admissions Counselor, Wendy Raynor.
  - The Summer Reading Kickoff was held at the Northwest Library on June 1<sup>st</sup> and included face painting, storytelling and a visit from the Atlanta Fire & Rescue who provided a puppet show on fire safety. There were over 70 participants in the events for the kickoff.

- Kirkwood Library staff hosted four story times attended by 209 children and caregivers. Stories included *The Kindness Book* by Todd Parr and *Mary's Idea* by Christopher Raschaka. Sixteen children participated in the Black Music Month Bingo Scavenger Hunt. There were 83 children in attendance for Crickett's Mobile Petting Zoo!
- The East Atlanta Library staff presented Puzzle Time programs during the month.
- The East Point Library had an outdoor block party style Summer Reading Kickoff event with 48 kids and family members attending.
- The Cleveland Avenue Library Book Club read the book, *Black Hamptons* by Carl Weber and La Jill Hunt. The library has copies of the book in various formats. *Black Hamptons* has also been developed into a television series.
- The Sandy Springs staff led the way with the number of Summer Reading Program registrations. They are commended. Overall, the entire Adult and Youth Services staff Summer Reading Program registrations far exceed those in 2022 and we still have until August 1<sup>st</sup>!!!
- The Administrative Team continued to plan for the One Book, One Read event on September 30<sup>th</sup>; the Staff Development Day on October 9<sup>th</sup>; and the Children's Book Festival on October 19<sup>th</sup> and 20<sup>th</sup>. All the planning is aligned with the Library's 2022-2025 Strategic Plan.

**FULTON COUNTY LIBRARY SYSTEM**  
**MONTHLY FINANCIAL REPORT - TOTAL LIBRARY**

AS OF JUNE 30, 2023

Doc. #23-36

SERVICE TYPE	2023 BUDGET ALLOCATION	JUNE EXPENDITURES	2023 YTD EXPENDITURE	2023 YTD ENCUMBRANCES	2023 YTD COMMITTED	2023 YTD % COMMITTED	2023 BUDGET BALANCE
REG SALARY	14,685,481	1,554,809	6,563,557	-	6,563,557	45%	8,121,924
SALARIES-OVERTIME	1,180	-	1,133	-	1,133	96%	47
PART TIME SALARY	456,408	26,348	106,536	-	106,536	23%	349,872
BENEFITS	8,219,830	692,785	3,310,556	-	3,310,556	40%	4,909,274
BOOKS	3,354,238	266,991	1,222,599	1,287,572	2,510,170	75%	844,068
OFFICE EQUIP. REPAIR	35,500	1,773	4,499	30,774	35,273	99%	227
EQUIPMENT	57,000	521	13,894	8,898	22,792	40%	34,208
OFFICE FURNITURE	3,000	223	392	-	392	13%	2,608
PROFESSIONAL SERVICES	22,800	2,965	8,340	5,067	13,407	59%	9,393
COPIER MACHINE	226,000	21,705	54,674	-	54,674	24%	171,326
COPIER PAPER	500	-	-	-	-	0%	500
SUPPLIES	76,600	8,522	39,130	139	39,270	51%	37,330
COMPUTER HARDWARE	735,000	-	639,443	-	639,443	87%	95,557
RENT	248,750	27,231	105,411	130,033	235,444	95%	13,306
OTHER SERVICES	605,129	31,896	153,205	78,483	231,688	38%	373,441
TRAVEL/CONFERENCE	1,500	-	574	-	574	0%	926
HOPITALITY	10,000	636	636	-	636	6%	9,364
VEHICLE MAINTENANCE	22,850	3,866	14,968	-	14,968	66%	7,882
GENERAL INSURANCE	622,596	51,883	311,298	-	311,298	50%	311,298
ARTS-CFS	750	-	-	750	750	100%	-
CONTINGENCY	444,754	-	-	-	-	0%	444,754
<b>TOTAL</b>	<b>29,829,866</b>	<b>2,692,154</b>	<b>12,550,846</b>	<b>1,541,716</b>	<b>14,092,562</b>	<b>47%</b>	<b>15,737,304</b>



**FULTON COUNTY LIBRARY SYSTEM**  
**MONTHLY FINANCIAL REPORT - BY ORG TYPE**

AS OF JUNE 30, 2023

ORGANIZATION	SERVICE	2023 BUDGET	JUNE	2023 YTD	2023 YTD	2023 YTD	2023 YTD	2023 BUDGET
TYPE	TYPE	ALLOCATION	EXPENDITURES	EXPENDITURES	ENCUMBRANCES	COMMITTED	% COMMITTED	BALANCE
PUBLIC SERVICE	REG SALARY	10,965,385	1,150,109	4,891,485	-	4,891,485	45%	6,073,900
	SALARIES-OVERTIME	540	-	534	-	534	99%	6
	PART TIME SALARY	456,408	26,348	106,536	-	106,536	23%	349,872
	BENEFITS	6,282,335	523,059	2,510,520	-	2,510,520	40%	3,771,815
	BOOKS	2,621,238	263,991	489,599	1,287,572	1,777,170	68%	844,068
	OFFICE EQUIP. REPAIR	32,000	1,773	4,499	27,274	31,773	99%	227
	EQUIPMENT	25,000	249	6,834	1,299	8,134	33%	16,866
	OFFICE FURNITURE	1,000	223	223	-	223	0%	777
	PROFESSIONAL SERV	14,000	2,965	8,340	5,067	13,407	96%	593
	COPIER MACHINE	225,000	21,705	54,674	-	54,674	24%	170,326
	SUPPLIES	19,200	1,763	2,040	-	2,040	11%	17,160
	RENT	248,750	27,231	105,411	130,033	235,444	95%	13,306
	OTHER SERVICES	333,512	15,442	83,648	1,159	84,808	25%	248,704
	VEHICLE MAINTENANCE	3,000	-	5	-	5	0%	2,995
	GENERAL INSURANCE	404,826	33,736	202,413	-	202,413	50%	202,413
	ARTS-CFS	750	-	-	750	750	100%	-
	CONTINGENCY	409,334	-	-	-	-	0%	409,334
<b>Total</b>		<b>22,042,278</b>	<b>2,068,594</b>	<b>8,466,761</b>	<b>1,453,154</b>	<b>9,919,916</b>	<b>45%</b>	<b>12,122,362</b>

**FULTON COUNTY LIBRARY SYSTEM**  
**MONTHLY FINANCIAL REPORT - BY ORG TYPE**

AS OF JUNE 30, 2023

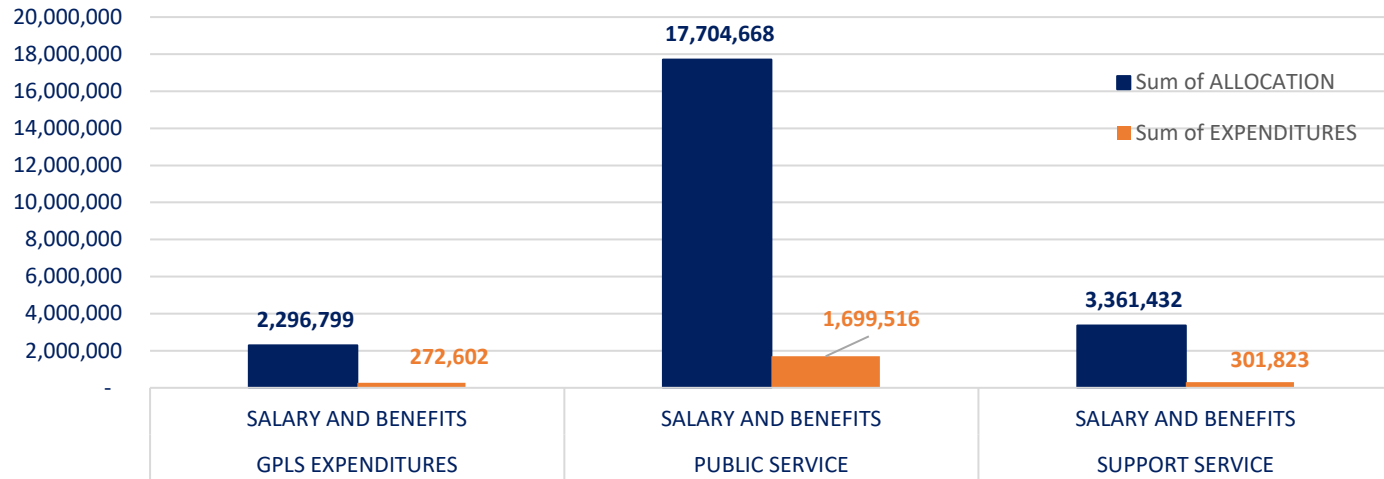
ORGANIZATION	SERVICE	2023 BUDGET	JUNE	2023 YTD	2023 YTD	2023 YTD	2023 YTD	2023 BUDGET
TYPE	TYPE	ALLOCATION	EXPENDITURES	EXPENDITURES	ENCUMBRANCES	COMMITTED	% COMMITTED	BALANCE
SUPPORT SERVICE	REG SALARY	2,131,531	208,375	861,598	-	861,598	40%	1,269,933
	SALARIES-OVERTIME	100	-	60	-	60	60%	40
	BENEFITS	1,229,801	93,448	444,168	-	444,168	36%	785,633
	OFFICE EQUIP. REPAIR	3,500	-	-	3,500	3,500	0%	-
	EQUIPMENT	32,000	272	7,060	7,599	14,658	46%	17,342
	OFFICE FURNITURE	2,000	-	169	-	169	0%	1,831
	PROFESSIONAL SERV	8,800	-	-	-	-	0%	8,800
	COPIER MACHINE	1,000	-	-	-	-	0%	1,000
	COPIER PAPER	500	-	-	-	-	0%	500
	SUPPLIES	57,400	6,759	37,090	139	37,229	65%	20,171
	COMPUTER HARDWARE	735,000	-	639,443	-	639,443	87%	95,557
	OTHER SERVICES	271,617	16,454	69,557	77,324	146,881	54%	124,736
	TRAVEL/CONFERENCE	1,500	-	574	-	574	0%	926
	HOPITALITY	10,000	636	636	-	636	6%	9,364
	VEHICLE MAINTENANCE	19,850	3,866	14,964	-	14,964	75%	4,886
	GENERAL INSURANCE	217,770	18,148	108,885	-	108,885	50%	108,885
<b>Total</b>		<b>4,722,369</b>	<b>347,958</b>	<b>2,184,204</b>	<b>88,562</b>	<b>2,272,766</b>	<b>48%</b>	<b>2,449,603</b>

**FULTON COUNTY LIBRARY SYSTEM**  
**MONTHLY FINANCIAL REPORT - BY ORG TYPE**

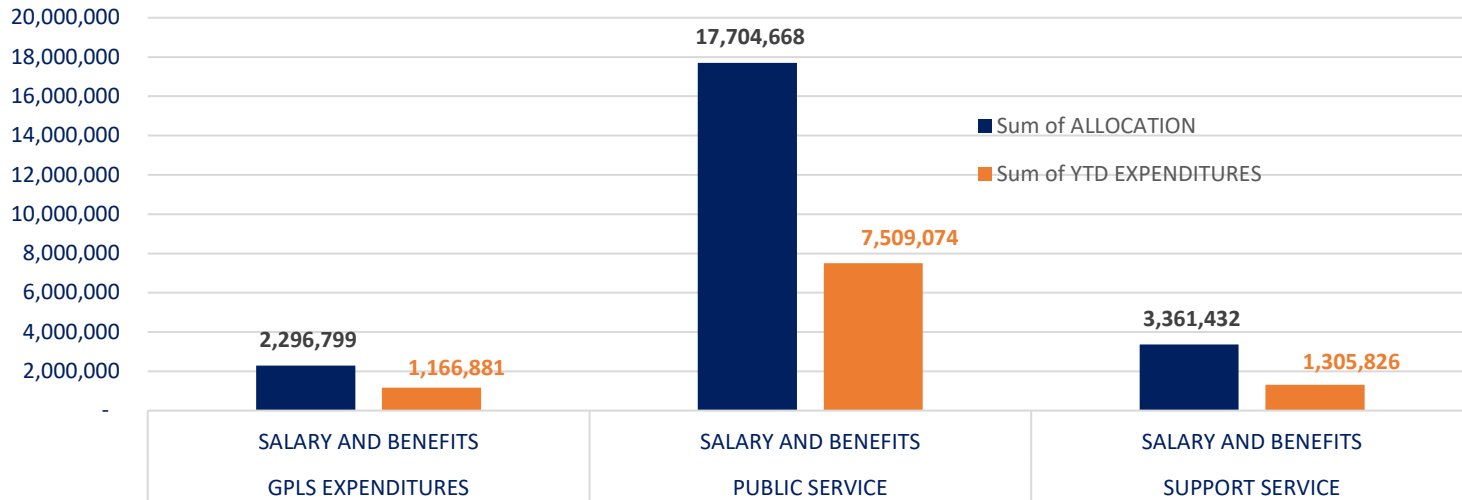
AS OF JUNE 30, 2023

ORGANIZATION	SERVICE	2023 BUDGET	JUNE	2023 YTD	2023 YTD	2023 YTD	2023 YTD	2023 BUDGET
TYPE	TYPE	ALLOCATION	EXPENDITURES	EXPENDITURES	ENCUMBRANCES	COMMITTED	% COMMITTED	BALANCE
GPLS EXPENDITURES	REG SALARY	1,588,565	196,325	810,475	-	810,475	51%	778,090
	SALARIES-OVERTIME	540	-	539	-	539	100%	1
	BENEFITS	707,694	76,278	355,867	-	355,867	50%	351,827
	BOOKS	733,000	3,000	733,000	-	733,000	100%	-
	CONTINGENCY	35,420	-	-	-	-	0%	35,420
<b>Total</b>		<b>3,065,219</b>	<b>275,602</b>	<b>1,899,881</b>	<b>-</b>	<b>1,899,881</b>	<b>62%</b>	<b>1,165,338</b>

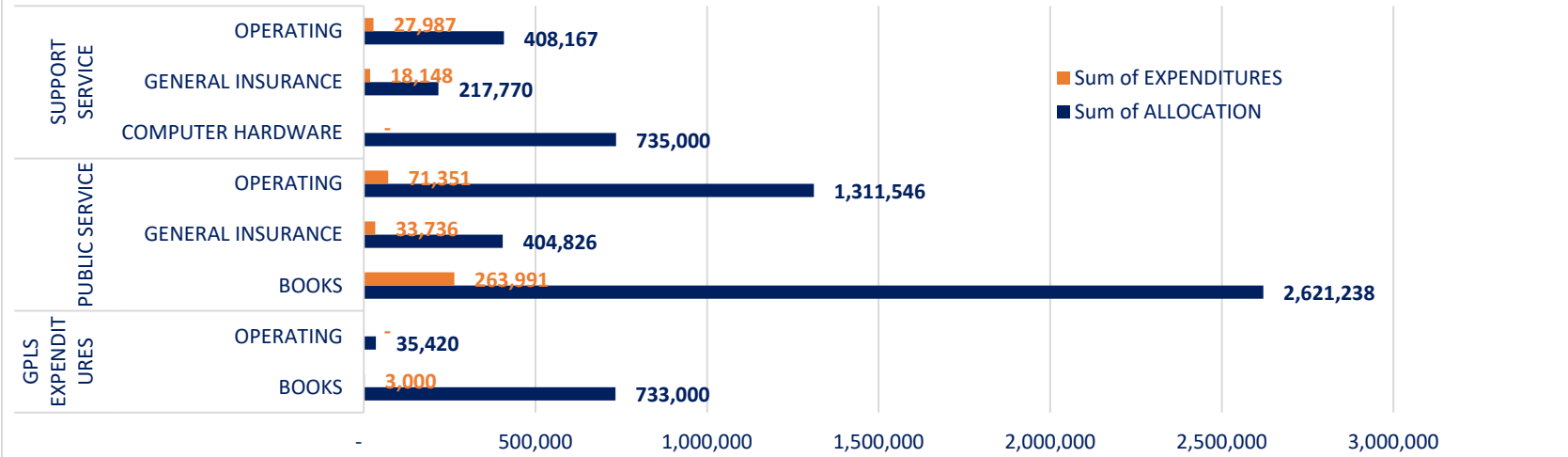
### JUNE SALARY AND BENEFITS BY PROGRAM



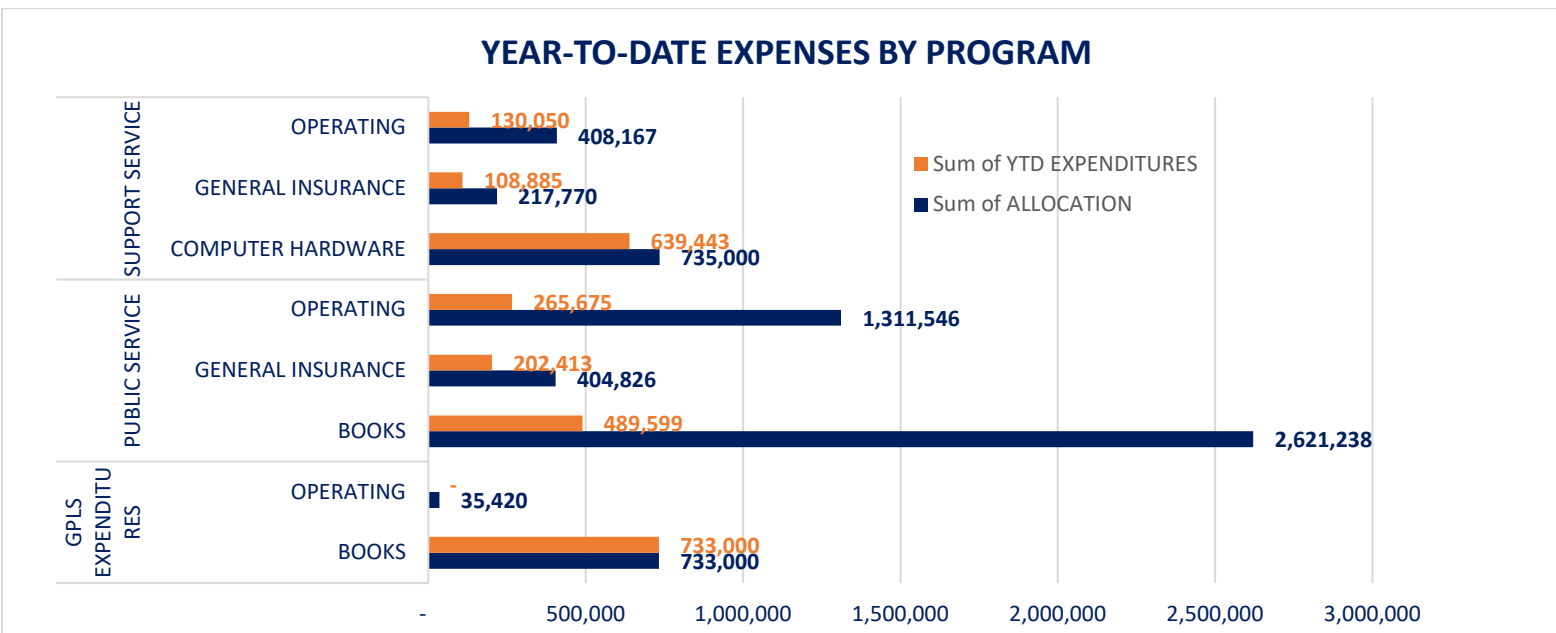
### YEAR TO DATE SALARY AND BENEFITS BY PROGRAM



### JUNE OPERATING EXPENSES BY PROGRAM

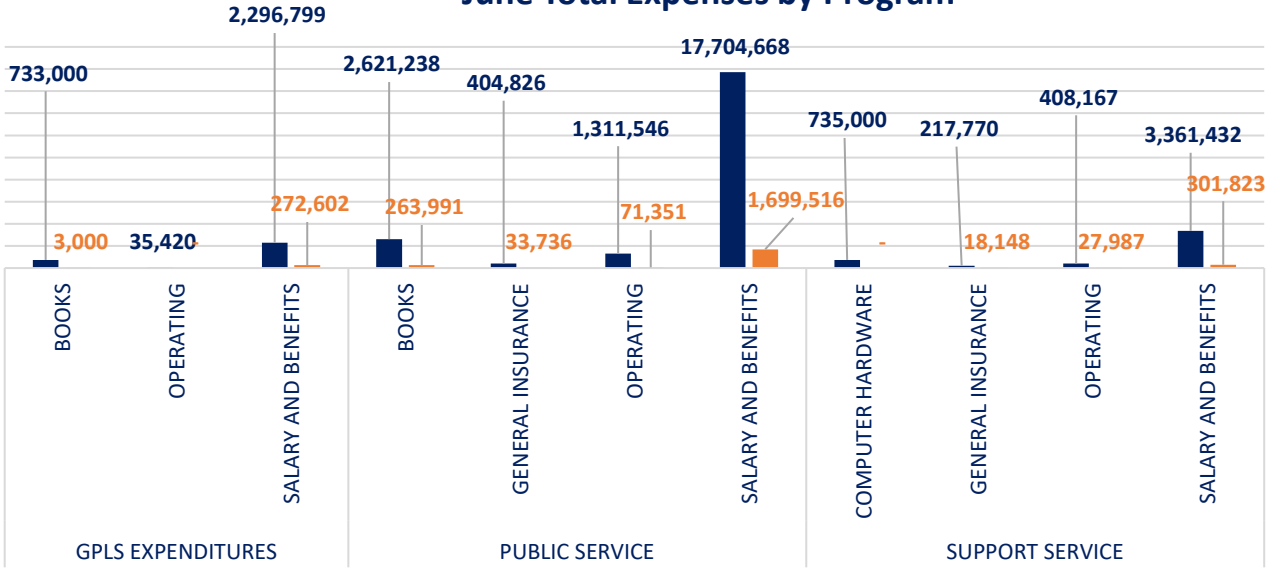


### YEAR-TO-DATE EXPENSES BY PROGRAM



### June Total Expenses by Program

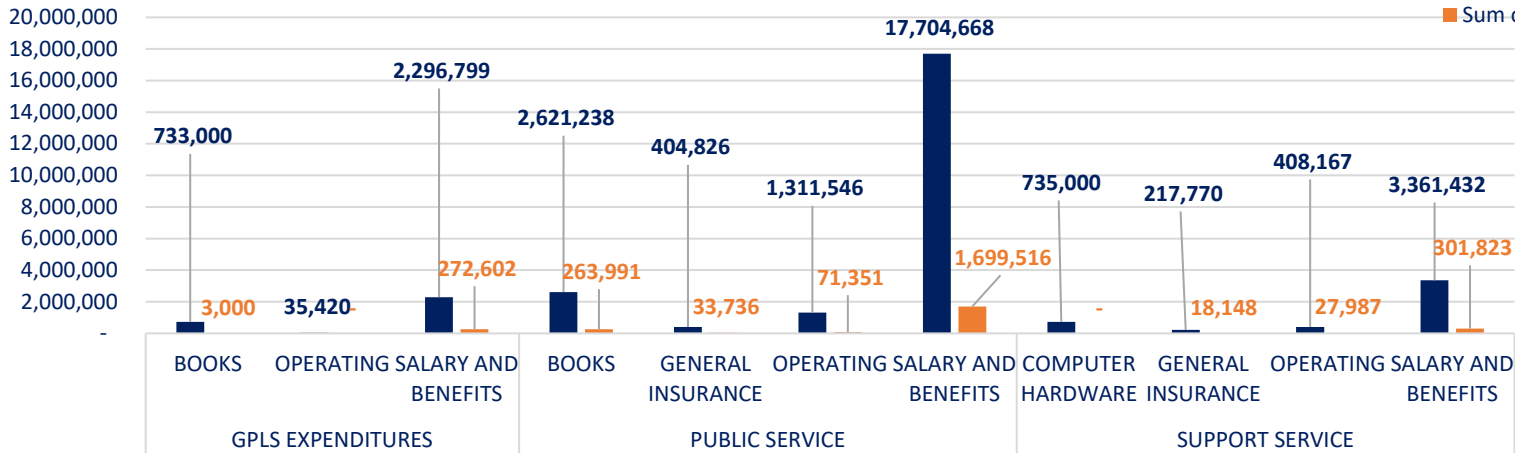
20,000,000  
18,000,000  
16,000,000  
14,000,000  
12,000,000  
10,000,000  
8,000,000  
6,000,000  
4,000,000  
2,000,000  
-



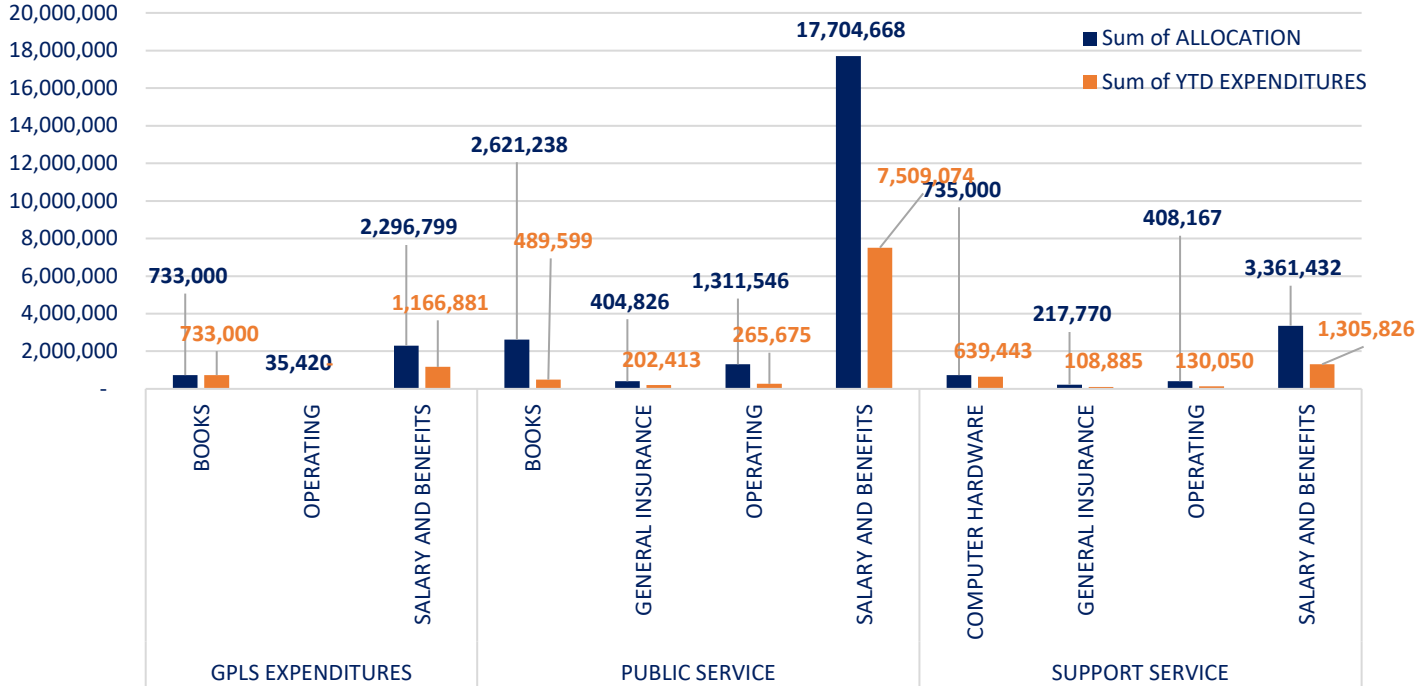
■ Sum of ALLOCATION  
■ Sum of EXPENDITURES

### June Total Expenses by Program

■ Sum of ALLOCATION  
 ■ Sum of EXPENDITURES



### Grand Total Year-To-Date Expenses by Program





## Monthly Usage Summary - June 2023

Doc. #23-37

Activity and Description	2023		2022		YTD % +/-
	June	YTD	June	YTD	
Circulation					
Total number of items checked out of the library	213,021	1,098,374	209,808	1,059,240	4%
Holds					
Number of requests by patrons	51,885	281,812	49,789	270,226	4%
Visits					
Number of people entering a library for any reason	233,315	1,587,792	203,503	967,469	64%
Computer/Internet Usage					
Number of computer sessions (Internet access and office software)	75,641	408,138	55,153	252,271	62%
Number of hours of computer use	31,130	166,671	22,383	109,872	52%
Web Page Visits					
Number of times people have visited the library's websites	1,054,008	5,617,479	990,928	5,322,477	6%
Web Visitors					
Number of people who visited the library's websites	197,700	1,071,373	146,677	796,321	35%
Virtual Circulation					
Number of materials downloaded or streamed	145,555	826,266	117,806	667,409	24%
Virtual Circulation Users					
Number of people who downloaded or streamed	29,879	172,103	24,010	139,087	24%
Children's programs					
Library sponsored programs offered for children (birth - 12)	396	1562	405	1961	-20%
Number of people attending programs	11686	49139	8772	30990	59%
Teen Programs					
Library sponsored programs offered for teens (13 - 17)	35	261	40	225	16%
Number of people attending programs	254	1323	296	1522	-13%
Adult Programs					
Library sponsored programs offered for adults (18 + )	314	1730	243	1327	30%
Number of people attending programs	4,258	24,104	1997	13218	82%
Programs - Total					
Library sponsored programs offered (includes all-ages not counted above)	869	4189	803	4084	3%
Number of people attending programs	21,424	90,165	15,053	57664	56%
Meeting Rooms					
Non-library sponsored meetings or activities scheduled	370	2,052	181	945	117%
Number of people attending meetings or activities	6,579	33,806	2309	10231	230%

## Fulton County Library System Circulation Stats - June 2023

AGENCY NAME	ADULT	JUVENILE	Y/A	OTHER	Month-2023 TOTAL	Month-2022 TOTAL	INCREASE/ DECREASE	PERCENT CHANGE	YTD 2023 CIRC	YTD 2022 CIRC	INCREASE/ DECREASE	PERCENT CHANGE
ADAMS PARK	388	380	30		798	1,007	-209	-20.75%	4,769	5,542	-773	-13.95%
ADAMSVILLE/COLLIER HEIGHTS	569	455	82		1,106	1,091	15	1.37%	6,342	5,913	429	7.26%
ALPHARETTA	6,928	16,652	963	8	24,551	24,318	233	0.96%	129,369	117,269	12,100	10.32%
BUCKHEAD	4,156	5,342	269	6	9,773	9,490	283	2.98%	54,392	50,896	3,496	6.87%
CLEVELAND AVE	503	456	59		1,018	1,084	-66	-6.09%	5,077	4,809	268	5.57%
COLLEGE PARK	461	673	61	1	1,196	1,574	-378	-24.02%	7,527	7,809	-282	-3.61%
DOGWOOD	722	682	84		1,488	1,254	234	18.66%	7,044	6,610	434	6.57%
EAST ATLANTA	2,014	3,849	137	1	6,001	5,972	29	0.49%	33,544	31,098	2,446	7.87%
EAST POINT	899	1,089	134	1	2,123	787	1,336	169.76%	10,545	4,835	5,710	118.10%
EAST ROSWELL	4,946	8,276	441	13	13,676	13,202	474	3.59%	72,424	66,894	5,530	8.27%
EVELYN G. LOWERY @ CASCADE	1,011	1,259	106	4	2,380	1,972	408	20.69%	12,436	10,618	1,818	17.12%
FAIRBURN	660	803	57		1,520	1,500	20	1.33%	8,497	7,051	1,446	20.51%
FULTON	1,200	1,670	118	1	2,989	2,594	395	15.23%	15,151	14,094	1,057	7.50%
HAPEVILLE	543	1,014	120		1,677	832	845	101.56%	8,107	4,571	3,536	77.36%
JOAN P. GARNER @ PONCE DE LEON	4,636	5,920	347	10	10,913	10,023	890	8.88%	60,515	55,003	5,512	10.02%
KIRKWOOD	1,330	3,726	130	1	5,187	5,003	184	3.68%	30,087	29,059	1,028	3.54%
ATLANTA	477	1,047	101	4	1,629	1,865	-236	-12.65%	10,149	10,480	-331	-3.16%
MARTIN LUTHER KING, JR	520	389	38	1	948	1,226	-278	-22.68%	6,286	7,121	-835	-11.73%
MECHANICSVILLE	204	294	20	2	520	528	-8	-1.52%	2,851	2,927	-76	-2.60%
METROPOLITAN	1,320	3,304	143	1	4,768	4,755	13	0.27%	26,983	23,971	3,012	12.57%
MILTON	4,631	12,978	719	10	18,338	19,259	-921	-4.78%	75,466	88,375	-12,909	-14.61%
NORTHEAST/SPRUILL OAKS	3,085	7,852	594	4	11,535	11,552	-17	-0.15%	60,454	55,028	5,426	9.86%
NORTHSIDE	3,750	7,048	330	4	11,132	9,415	1,717	18.24%	53,968	47,906	6,062	12.65%
NORTHWEST @ SCOTTS CROSSING	1,227	2,724	167	1	4,119	4,068	51	1.25%	21,911	19,661	2,250	11.44%
OCEE	5,201	13,312	1,347	8	19,868	19,140	728	3.80%	100,483	93,999	6,484	6.90%
PALMETTO	541	810	46		1,397	1,445	-48	-3.32%	8,567	6,786	1,781	26.25%
PEACHTREE	2,549	1,841	135	7	4,532	5,085	-553	-10.88%	25,462	29,054	-3,592	-12.36%
ROSWELL	6,250	10,439	473	8	17,170	16,847	323	1.92%	84,460	83,329	1,131	1.36%
SANDY SPRINGS	7,414	12,850	556	22	20,842	21,410	-568	-2.65%	105,288	103,255	2,033	1.97%
WASHINGTON PARK	716	885	109	9	1,719	1,171	548	46.80%	8,833	7,437	1,396	18.77%
WEST END	595	723	43		1,361	1,432	-71	-4.96%	7,333	7,468	-135	-1.81%
WOLFCREEK	1,210	2,414	267	2	3,893	4,174	-281	-6.73%	18,426	19,043	-617	-3.24%
<b>BRANCHES TOTAL</b>	<b>70,656</b>	<b>131,156</b>	<b>8,226</b>	<b>129</b>	<b>210,167</b>	<b>205,075</b>	<b>5,092</b>	<b>2.48%</b>	<b>1,082,746</b>	<b>1,027,911</b>	<b>54,835</b>	<b>5.33%</b>
CENTRAL	1,902	752	115	18	2,787	2,477	310	12.52%	15,070	18,123	-3,053	-16.85%
OUTREACH SERVICES					0	7	-7	-100.00%	15	17	-2	-11.76%
AUBURN AVENUE RESEARCH	67				67	2,249	-2,182	-97.02%	543	13,189	-12,646	-95.88%
<b>SYSTEM TOTAL</b>	<b>72,625</b>	<b>131,908</b>	<b>8,341</b>	<b>147</b>	<b>213,021</b>	<b>209,808</b>	<b>3,213</b>	<b>1.53%</b>	<b>1,098,374</b>	<b>1,059,240</b>	<b>39,134</b>	<b>3.69%</b>

## June 2023 Board of Trustees Write Up

Circulation and program attendance are at their highest for the year, consistent with the usual summer bump. Both numbers are higher than June of last year as well.

Cascade and Palmetto's people counters reported 0 traffic for June. Tickets have been submitted to bibliotheca. Metropolitan's traffic counter is working after not reporting numbers for April and May. Their June visits number, which is higher than usual, includes the numbers for April, May, and June.

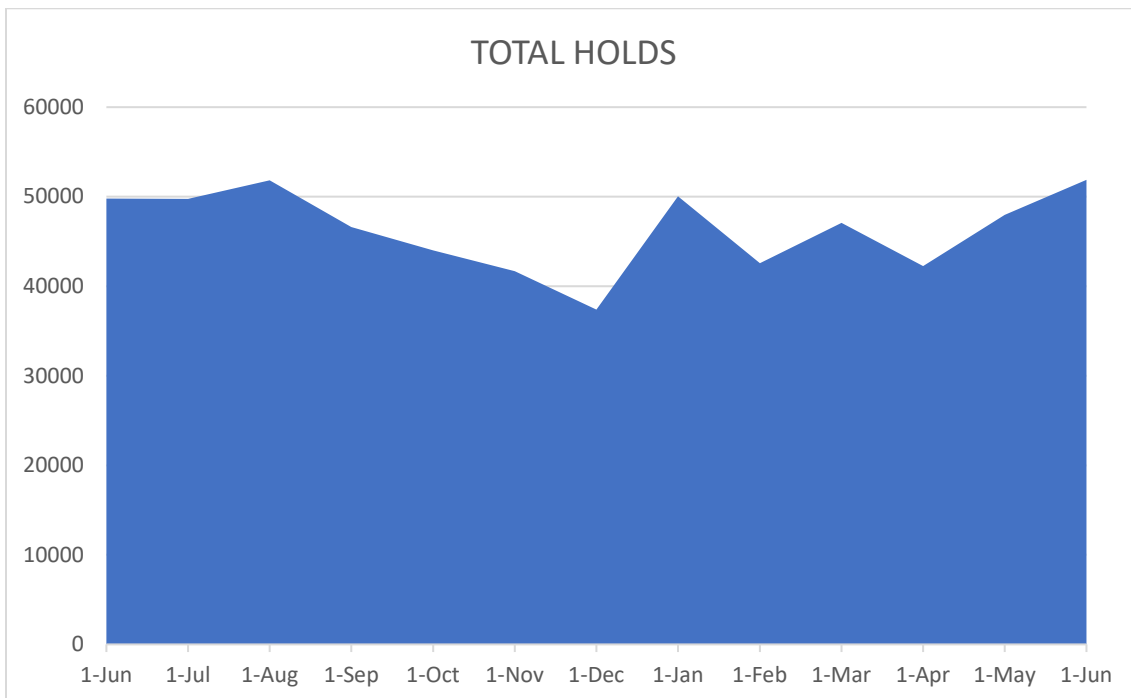
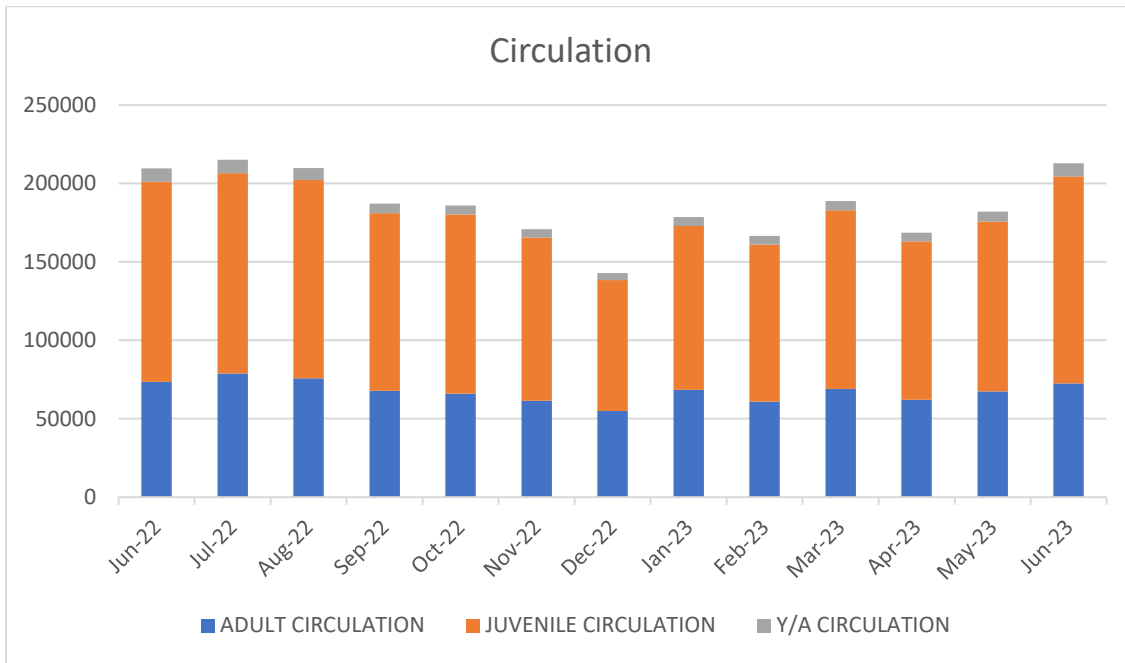
## FULTON COUNTY LIBRARY SYSTEM STATS AT A GLANCE - June 2023

AGENCY NAME	CIRCULATION	REGISTRATIONS	USAGE	VISITS	PROGRAMS	ATTENDANCE	MEETINGS	ATTENDANCE	REGISTRATIONS
ADAMS PARK	798	82	1,474	2,766	25	131	27	123	0
ADAMSVILLE/COLLIER HEIGHTS	1,106	104	2,939	5,193	27	274	7	103	1
ALPHARETTA	24,551	1,061	2,502	17,692	68	4,353	20	479	2
BUCKHEAD	9,773	696	2,556	9,258	28	963	46	1,229	0
CLEVELAND AVE	1,018	65	1,278	3,588	23	239	12	62	0
COLLEGE PARK	1,196	145	4,063	4,778	24	509	0	0	0
DOGWOOD	1,488	60	729	3,151	18	272	2	12	0
EAST ATLANTA	6,001	298	1,219	8,107	1	120	8	108	0
EAST POINT	2,123	197	3,827	7,623	47	601	5	60	0
EAST ROSWELL	13,676	464	711	6,668	33	768	4	21	0
EVELYN G. LOWERY @ CASCADE	2,380	241	2,957		30	924	11	565	0
FAIRBURN	1,520	169	862	3,400	9	105			
GLADYS S. DENNARD LIBRARY @ SOUTH FULTON	2,989	287	2,408	5,225	16	514	13	90	1
HAPEVILLE	1,677	96	1,375	3,874	31	590	18	240	0
JOAN P. GARNER @ PONCE DE LEON	10,913	570	4,934	7,631	23	310	1	5	0
KIRKWOOD	5,187	231	598	4,342	11	343	2	30	0
LOUISE WATLEY LIBRARY @ SOUTHEAST ATLANTA	1,629	74	3,052	2,883	0	0	1	10	0
MARTIN LUTHER KING, JR	948	70	841	767	11	35	8	32	0
MECHANICSVILLE	520	60	1,375	1,724	6	27	17	196	0
METROPOLITAN	4,768	167	2,787	17,206	19	548	33	256	0
MILTON	18,338	603	552	7,304	59	892	5	94	8
NORTHEAST/SPRUILL OAKS	11,535	372	503	5,698	29	321	0	0	3
NORTHSIDE	11,132	411	1,037	6,863	15	405	6	103	0
NORTHWEST @ SCOTTS CROSSING	4,119	180	1,607	5,463	20	472	5	78	0
OCEE	19,868	785	867	11,623	25	665	5	36	0
PALMETTO	1,397	67	544		0	0	21	458	2
PEACHTREE	4,532	353	1,472	2,602	17	196			
ROSWELL	17,170	807	1,681	12,116	36	1,081	11	121	0
SANDY SPRINGS	20,842	839	3,920	33,857	76	2,271	3	22	9
WASHINGTON PARK	1,719	51	3,418	4,213	8	108	2	18	2
WEST END	1,361	72	2,064	3,978	10	137	7	123	0
WOLFCREEK	3,893	356	1,155	45	21	371	11	377	0
<b>BRANCHES TOTAL</b>	<b>210,167</b>	<b>10,033</b>	<b>61,307</b>	<b>209,638</b>	<b>766</b>	<b>18,545</b>	<b>325</b>	<b>5,051</b>	<b>28</b>
CENTRAL	2,787	332	14,289	10,530	92	2,554	32	1,082	0
VIRTUAL PROGRAMS					1	8			
OUTREACH VIRTUAL PROGRAMS	0	2			4	118			
AUBURN AVENUE RESEARCH	67	1	45	13,147	6	199	13	446	0
<b>SYSTEM TOTAL</b>	<b>213,021</b>	<b>10,368</b>	<b>75,641</b>	<b>233,315</b>	<b>869</b>	<b>21,424</b>	<b>370</b>	<b>6,579</b>	<b>28</b>

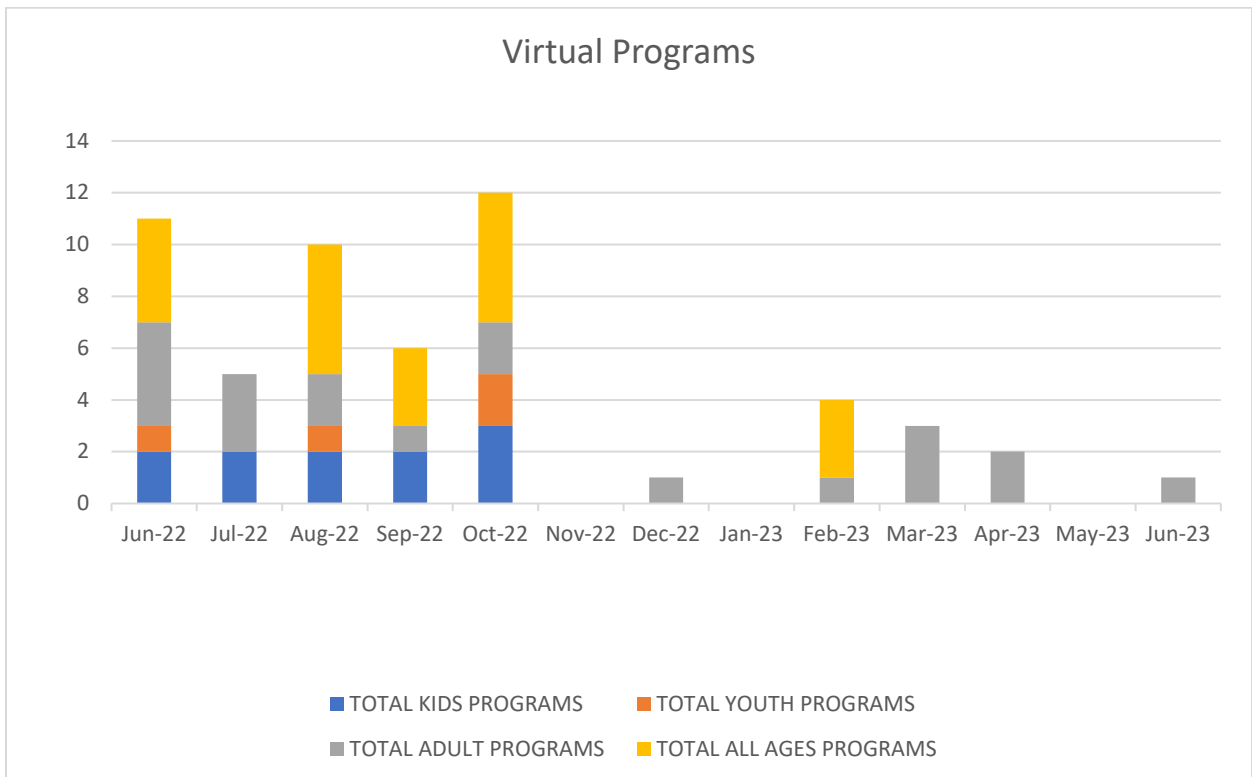
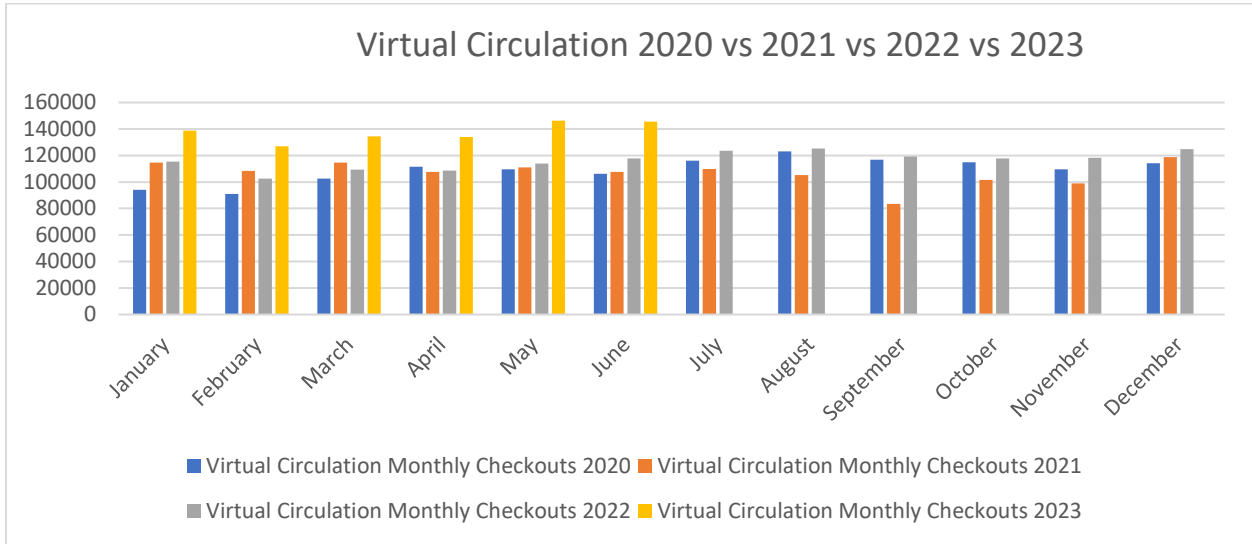
## FULTON COUNTY SYSTEM STATS AT A GLANCE - Q2 2023

AGENCY NAME	TOTAL CIRCULATION	TOTAL REGISTRATIONS	COMPUTER USAGE	LIBRARY VISITS	NUMBER OF PROGRAMS	PROGRAM ATTENDANCE	NUMBER OF MEETINGS	MEETING ATTENDANCE	VOTER REGISTRATIONS
ADAMS PARK	2,390	198	4,841	5,781	70	176	34	230	0
ADAMSVILLE/COLLIER HEIGHTS	3,217	235	8,402	11,912	55	453	21	202	3
ALPHARETTA	65,986	2,404	6,885	44,377	163	7,102	58	1,497	2
BUCKHEAD	27,481	1,655	6,920	16,476	67	2,115	108	2,358	1
CLEVELAND AVE	2,781	171	3,381	9,329	46	306	32	180	1
COLLEGE PARK	3,476	335	10,344	11,479	55	896	3	0	0
DOGWOOD	3,755	147	2,449	8,980	51	778	18	126	0
EAST ATLANTA	16,811	742	3,418	11,656	2	245	14	250	0
EAST POINT	5,498	451	11,295	19,445	80	800	33	323	0
EAST ROSWELL	37,513	1,167	2,204	17,858	80	1,478	14	138	0
EVELYN G. LOWERY @ CASCADE	6,589	592	7,889	12,666	78	1,918	83	1,560	0
FAIRBURN	4,298	371	2,765	8,418	49	321	10	64	3
FULTON	7,739	628	6,626	14,185	32	826	22	147	83
HAPEVILLE	4,238	245	3,590	12,107	58	865	42	590	0
JOAN P. LOWERY @ PONCE DE LEON	30,642	1,348	16,060	21,178	44	672	6	57	0
KIRKWOOD	14,983	523	1,632	11,692	56	1,495	11	118	0
ATLANTA	4,876	200	7,765	4,954	19	172	26	120	2
MARTIN LUTHER KING, JR	2,785	213	2,734	4,173	28	90	24	87	0
MECHANICSVILLE	1,501	134	4,163	5,261	20	92	35	334	3
METROPOLITAN	13,489	380	8,343	17,206	60	1,535	104	1,027	0
MILTON	38,838	1,284	1,109	17,868	110	1,680	11	296	16
NORTHEAST/SPRUILL OAKS	30,566	856	1,663	15,340	76	1,033	14	261	6
NORTHSIDE	28,537	954	2,573	18,490	45	1,176	23	376	0
NORTHWEST @ SCOTTS CROSSING	11,539	424	5,237	16,528	49	875	14	178	0
OCEE	52,965	1,730	1,957	29,516	89	2,736	14	274	0
PALMETTO	3,972	190	1,505	0	7	320	43	813	2
PEACHTREE	12,590	849	4,682	11,521	28	271	0	0	0
ROSWELL	44,280	1,732	4,999	32,121	102	2,181	26	389	0
SANDY SPRINGS	54,623	1,973	11,278	39,011	207	5,003	15	175	14
WASHINGTON PARK	4,406	154	7,109	10,883	19	314	6	58	10
WEST END	3,594	194	5,952	11,030	20	181	22	312	0
WOLFCREEK	9,949	748	3,002	756	43	805	42	1,661	0
<b>BRANCHES TOTAL</b>	<b>555,907</b>	<b>23,227</b>	<b>172,772</b>	<b>466,821</b>	<b>1,908</b>	<b>38,910</b>	<b>928</b>	<b>14,319</b>	<b>146</b>
CENTRAL	7,805	895	38,737	37,624	220	5,496	85	2,583	0
VIRTUAL PROGRAMS	0	0	0	0	3	77	0	0	0
OUTREACH VIRTUAL PROGRAMS	0	4	0	0	47	9,258	0	0	0
AUBURN AVENUE RESEARCH	250	4	164	13,366	8	336	35	1,171	0
<b>SYSTEM TOTAL</b>	<b>563,962</b>	<b>24,130</b>	<b>211,673</b>	<b>517,811</b>	<b>2,186</b>	<b>54,077</b>	<b>1,048</b>	<b>18,073</b>	<b>146</b>

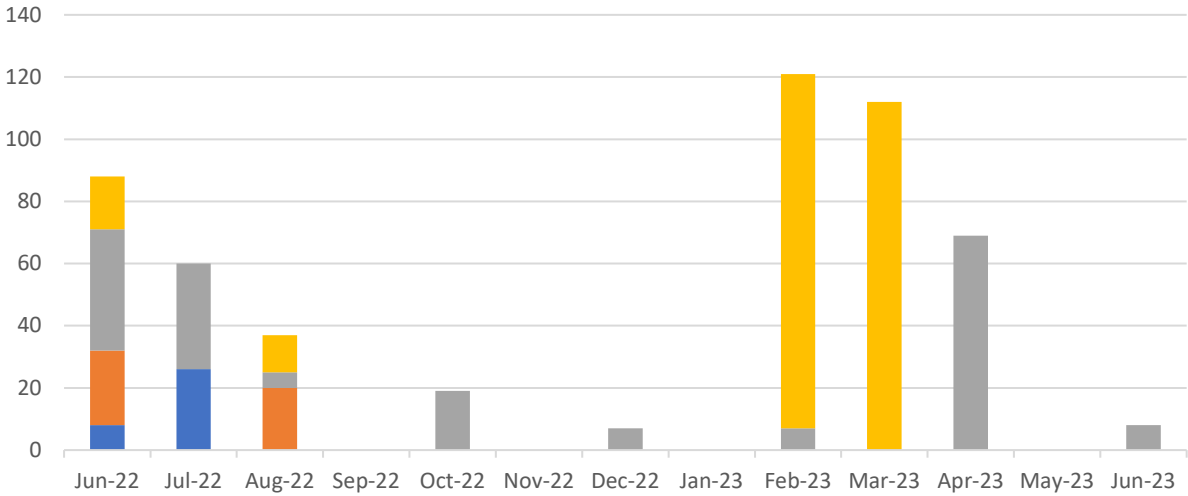
## June 2023 Executive Summary – Charts



January 2022 virtual circulation and virtual circulation users numbers were revised upward due to Hoopla.



### Virtual Program Attendance



■ TOTAL KIDS PROGRAM ATTENDEES    ■ TOTAL YOUTH PROGRAM ATTENDEES  
■ TOTAL ADULT PROGRAM ATTENDEES    ■ TOTAL ALL AGES PROGRAM ATTENDEES